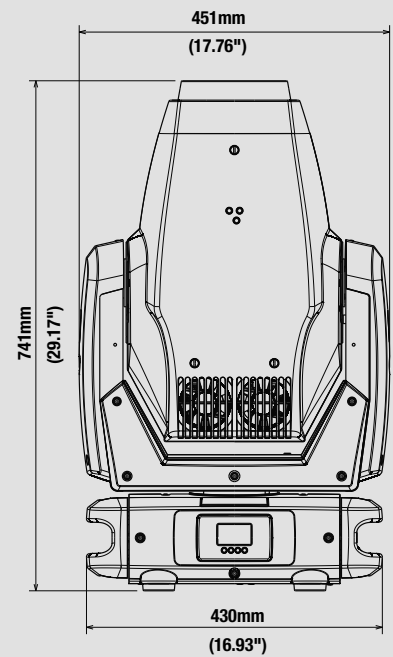
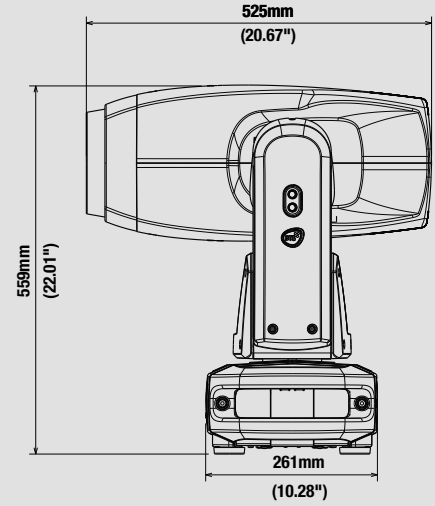


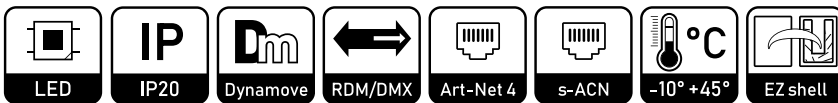
# SYNERGY 5 PROFILE



HIGH POWER LED MOVING HEAD  
WITH FRAMING SYSTEM



## FEATURES



## OPTIONALS

## CERTIFICATIONS



CODE  
03.MP001



## TECHNICAL DATA

### OUTPUT

- 420 W pure white LED source (7000 K 16,500 Lumens output)
- Double CRI (DMX-selectable): CRI >90 or CRI >75
- Average LED life: 50,000 hours (70% lumen output)

### OPTICAL GROUP

- 49,900 Lux (4.6°@ 5 m)
- 4.6° - 43° linear zoom with autofocus
- Linear soft frost filter (Medium and Heavy frost filters available on demand)
- Electronic dimmer / shutter / strobe (0.3 to 33.3 flash/sec)

### COLOR GENERATION

- Linear CMY
- Linear CTO (3000 K – 7000 K)
- Gel filter emulation
- 6-color wheel
- Two-color generation

### DYNAMIC EFFECTS

- Dynamove FX Engine (DTS Patent)
- Virtual Animation Wheel
- Customizable rotating 6-gobo wheel
- Circular 24-facet rotating prism
- Linear 6-facet rotating prism

### ROTATING FRAMING SYSTEM

- 4-blade rotating framing system
- Real 'curtain' effect for each blade
- 60° rotation for each blade (+/- 30°)
- 90° full system rotation (+/- 45°)

### CONTROL

- LCD graphic display + 4 soft-keys; Auto-flip; Key-Lock function
- Art-Net 4, sACN, RDM/DMX 512 protocols
- Internal operating system updatable via DTS dongle firmware uploader
- Li-Fe backup battery for controlling the display settings even when the unit is not powered

### DMX

- 44 DMX channels (Default)
- 53 DMX channels:
  - 16 bit index for insertion and rotation of each blade
  - 16 bit index for blade system rotation

### PAN & TILT

- Pan: 540°: 2.7 sec.
- Tilt: 240°: 1.6 sec.
- Tri-phase stepper motor technology;
- 16-bit resolution
- Selectable speed ranges
- Pan / Tilt lock

### POWER SUPPLY

- Full-range 100-277Vac 50-60 Hz
- Power consumption: 550 W max
- Power Factor: PF >0.90

### CONNECTIONS

- DMX: XLR 3-pole and 5-pole In / Out panel connectors
- Power supply: powerCON TRUE1 In / Out panel connectors
- Art-Net / sACN: etherCON RJ45 panel connector

### INTERNAL SAFETY DEVICES

- Overvoltage and overtemperature circuits protection

### OPERATING TEMPERATURE

-10° / 45° C

### PHYSICAL

- IP20
- Weight: 35 Kg (77 lbs)
- Finishing: Black

## ACCESSORIES INCLUDED

- 1 x Synergy EZ-shell- 560 x 490 x 670 mm - 2 pcs needed in each flightcase (code 0512K146.1)
- 1 x Soft frost filter - already mounted on the unit (code 02SK0410)
- 1 x PowerCON TRUE1 female cable connector (code 0520P066)
- 1 x XLR 5 pins female cable connector (code 0508B147)
- 1 x XLR 5 pins male cable connector (code 0508B148)
- 2 x Kit Omega clamp "Fast Lock" (code 02K00549)

## ACCESSORIES ON REQUEST

- Medium frost filter (code 02SK0428)
- Heavy frost filter (code 02SK0430)
- Flightcase for 2 units (code 0521C073)
- Aliscraf clamp for tube diameter 48-51 mm - max. load. 200 Kg (code 0521A033)
- G-QUICK clamp Professional - max. load 100 Kg (code 0521A037)
- Outdoor DMX cable 2 x 0,25 mm<sup>2</sup> - Flame retardant (code 0509C158)
- Safety cable 5 x 600 mm - max capacity load 60 Kg (code 0521A038)
- DTS dongle firmware uploader (code 03.LA.206)

## PHOTOMETRIC DATA

	mt 5 ft 16.40	mt 10 ft 32.81	mt 15 ft 49.21	mt 20 ft 65.62	mt 25 ft 82.02	
BEAM ANGLE 4.6°	lux center (lx)	49940	12485	5549	3121	1998
	foot candles (fc)	4641	1160	516	290	186
	diameter (cm)	40	80	120	161	201
	diameter (ft)	1.32	2.64	3.95	5.27	6.59
BEAM ANGLE 43°	mt 3 ft 9.84	mt 6 ft 19.68	mt 9 ft 29.53	mt 12 ft 39.37	mt 15 ft 49.21	
	lux center (lx)	4119	1030	458	257	165
	foot candles (fc)	383	96	43	24	15
	diameter (cm)	236	473	709	945	1182
diameter (ft)	7.75	15.51	23.26	31.02	38.77	

## ROTATING GOBO WHEEL



## COLOR WHEEL

